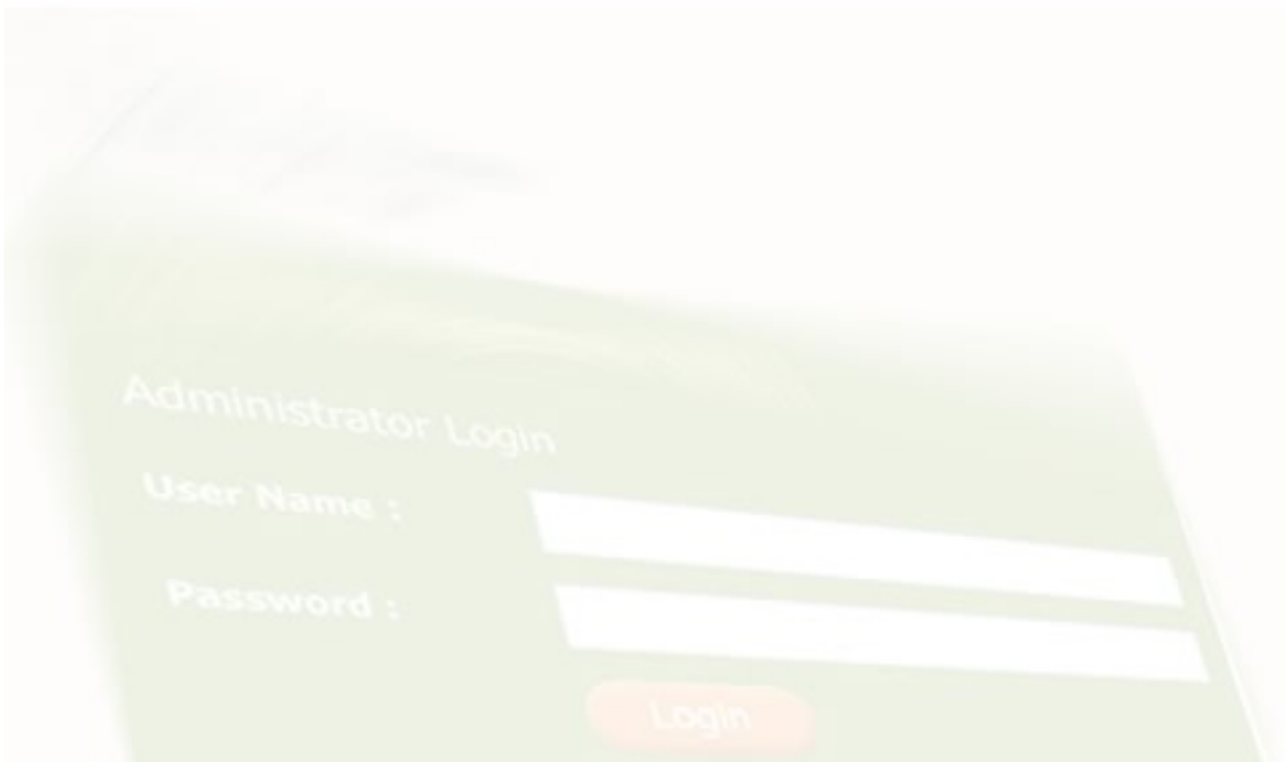


## Featured Products Module

Hosted Ecommerce Service Module Help Document

This module is installed on all stores by default under all hosting plans of hosted e-Commerce service as available at [ecommercehosted.com](http://ecommercehosted.com)



It's a good sales practice to draw customers' attention to some particular products by putting them on the front counter for promotional purposes. **Featured Products** module is designed to allow the same in your online store. You can define featured products for the front page of your store and for each of the product categories. Customers can order featured products in no time by clicking the 'Buy now/Add To Cart button (depending on design ' button.

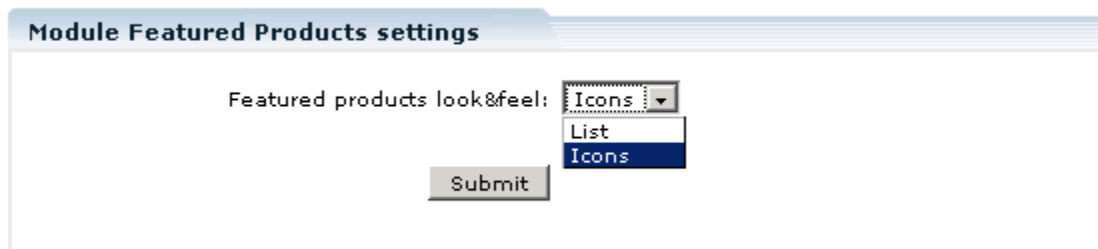
This module comes pre-installed on all plans offered at <http://www.ecommercehosted.com/> and can only be Activated/Deactivated/Configured from Settings > Modules section by clicking on the link against the same.

### Configuring the module

There are two different ways of organizing the Featured products list. You can select what your featured products will look like. It can either be a separate section with the product thumbnails if you select 'Icons' or the list of the products with thumbnails and short descriptions if you select 'List' in the 'Featured products look&feel' drop-down box. We do design integration based on which display mode you have opted for. If custom design integration has to be done for all modes of display of featured products then nominal additional integration charges shall apply in addition to the standard charges charged.

Click on the module name in the list of installed modules to get to the module configuration page.

Admin menu :: Modules :: Featured Products settings



Module Featured Products settings

Featured products look&feel:

**Featured products look&feel:** select 'List' or 'Icons'.

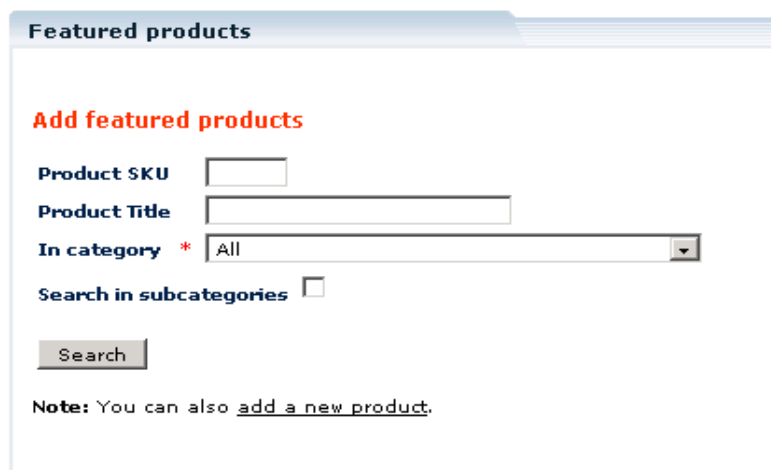
Consult the “Customer Zone” section of this document to see how the featured products are displayed depending on the selected option.

## Operating the module

Featured products are displayed on the main catalog page and on the category pages below the category list. Consult the manual to see how the featured products are displayed depending on the selected option.

To add a product to the list of featured products, perform the following steps:

1. Go to the 'Categories' section of the 'Catalog' menu in the Admin zone. You will see a 'Featured products' section at the bottom of the page.



**Featured products**

**Add featured products**

Product SKU

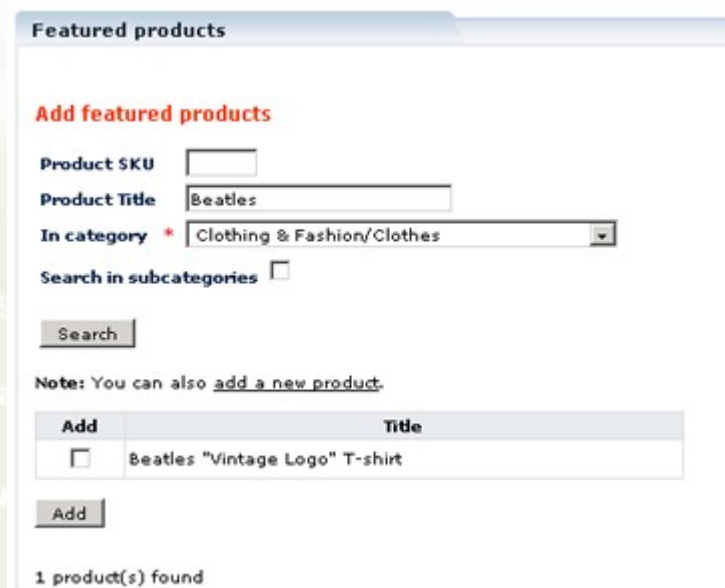
Product Title

In category \* All

Search in subcategories

**Note:** You can also [add a new product](#).

2. Use the regular product search to find the product you want to be featured. One or several products will be found:



**Featured products**

**Add featured products**

Product SKU

Product Title

In category \* Clothing & Fashion/Clothes

Search in subcategories

**Note:** You can also [add a new product](#).

Add	Title
<input type="checkbox"/>	Beatles "Vintage Logo" T-shirt

1 product(s) found

3. Select the check box next to the product title and click 'Add'. The product will be added to the featured products list. You can edit the position number to determine the place of the specific product in the list. Enter a number into the 'Pos.' text box and click '**Update**'.



Delete	Pos.	Title
<input type="checkbox"/>	0	Beatles "Vintage Logo" T-shirt

Update

4. To delete a product from the featured products list select the check box next to this product's title in the 'Delete' column and click '**Update**'.

## Customer Zone

When the customers see the main catalog page, there is one or more featured products displayed below all the categories. Featured products can be ordered in no time by clicking the '**Buy now**' button.

Select 'List' on the module configuration page for the items of the featured products list to contain the following information:



**Featured products**



**Beatles "Vintage Logo" T-shirt**  
Cotton/Poly Blend Tshirt

See details 

**Price: \$ 16.88**

 Buy Now

- Product title;
- Product description;
- Product price;
- 'See details' link;
- 'Buy now' button. (Or Add To Cart) depending upon the design integrated to store.

The exact legend may vary depending upon the design integrated to store.

Select 'Icons' on the module configuration page for the items of the featured products list to contain the information as show in following figure:

### Featured products

---



Beatles "Vintage Logo" T-shirt

**Price: \$ 16.88**

 Buy Now

- Product title;
- Product price;
- 'Buy now' button (Or Add To Cart)

The exact legend may vary depending upon the design integrated to store.

