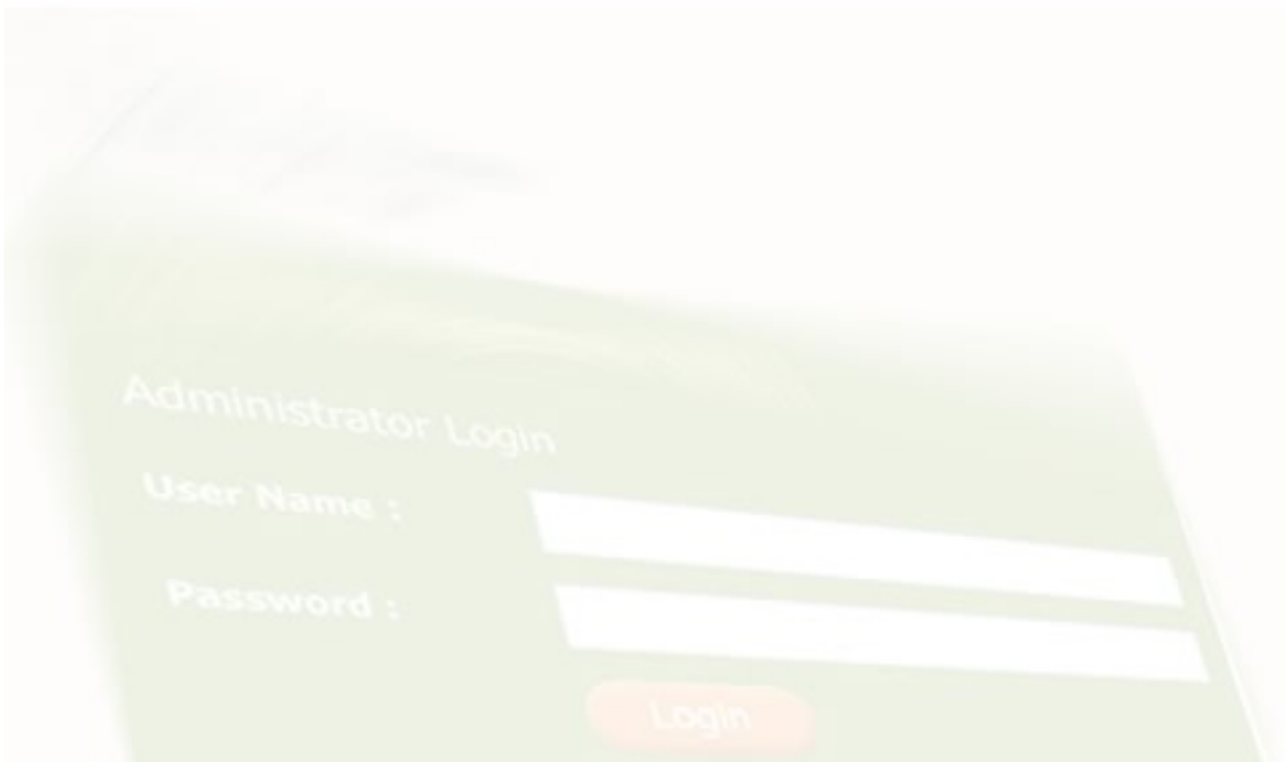


Multi Currency Module


Hosted Ecommerce Service Module Help Document

This module is installed on all stores by default under all hosting plans of hosted e-Commerce service as available at ecommercehosted.com



MultiCurrency add-on module introduces support for multiple currencies presentation at the Customer front-end. The module contains the following useful features:

- possibility to change the default currency of your online store;
- possibility to define unlimited amount of additional currencies;
- ability to automatically display prices in local currencies of your customers.

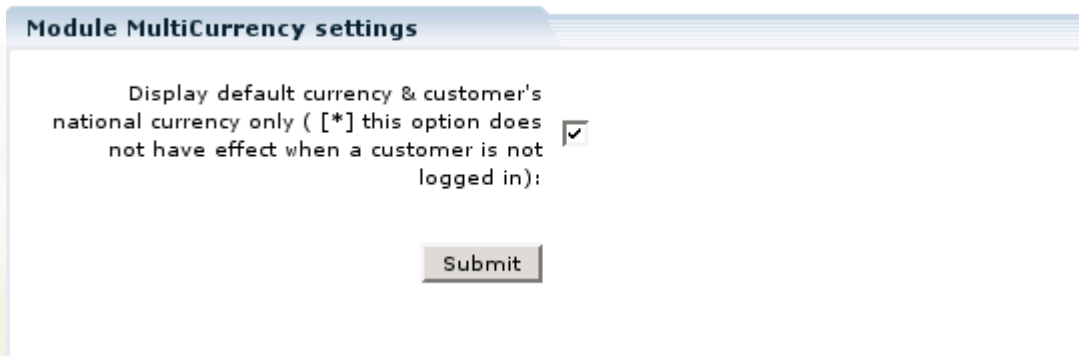
 **Please Note:** *All price calculations are done in your store's primary currency. The prices displayed in any of the additional currencies are solely for informational purposes. The accuracy of the calculations depends on the exchange rates which you set in the Multi Currency module settings and the total may differ from the exact calculated result, especially for large amounts of products.*

This document will guide you through the process of **Multi Currency** add-on module use. This module comes pre-installed on all stores on all plans available at <http://ecommercehosted.com> and it cannot be installed/uninstalled from admin. It can only be activated or deactivated like all other modules.

Configuring the module

Navigate to the **Multi Currency** add-on module, click on the '**Multi Currency**' module link to enter the module's settings page (Figure 1) in the Settings > Modules section of Admin.

Admin menu :: Modules :: MultiCurrency settings



Module MultiCurrency settings

Display default currency & customer's national currency only ([*] this option does not have effect when a customer is not logged in):

Figure 1: Configuring MultiCurrency module settings

The module has only one setting 'Display default currency & customer's national currency only'. Place a checkmark if you want to display only default currency and customer's national currency(-ies) when a customer is logged in. Remove the checkmark if you want all the active currencies to be displayed. Click on the '**Submit**' button to save the setting.

Managing Currencies

Modifying default currency

Multi Currency module provides a possibility to change the default currency of your store. You can assign a different currency code, currency name and currency format. Edit the corresponding fields under the 'Default currency' title and click on the "Up'date" button to save the changes (Figure 4).

If you redefine the default currency of your store, make sure that all payment and shipment methods you are using can operate using the new currency.

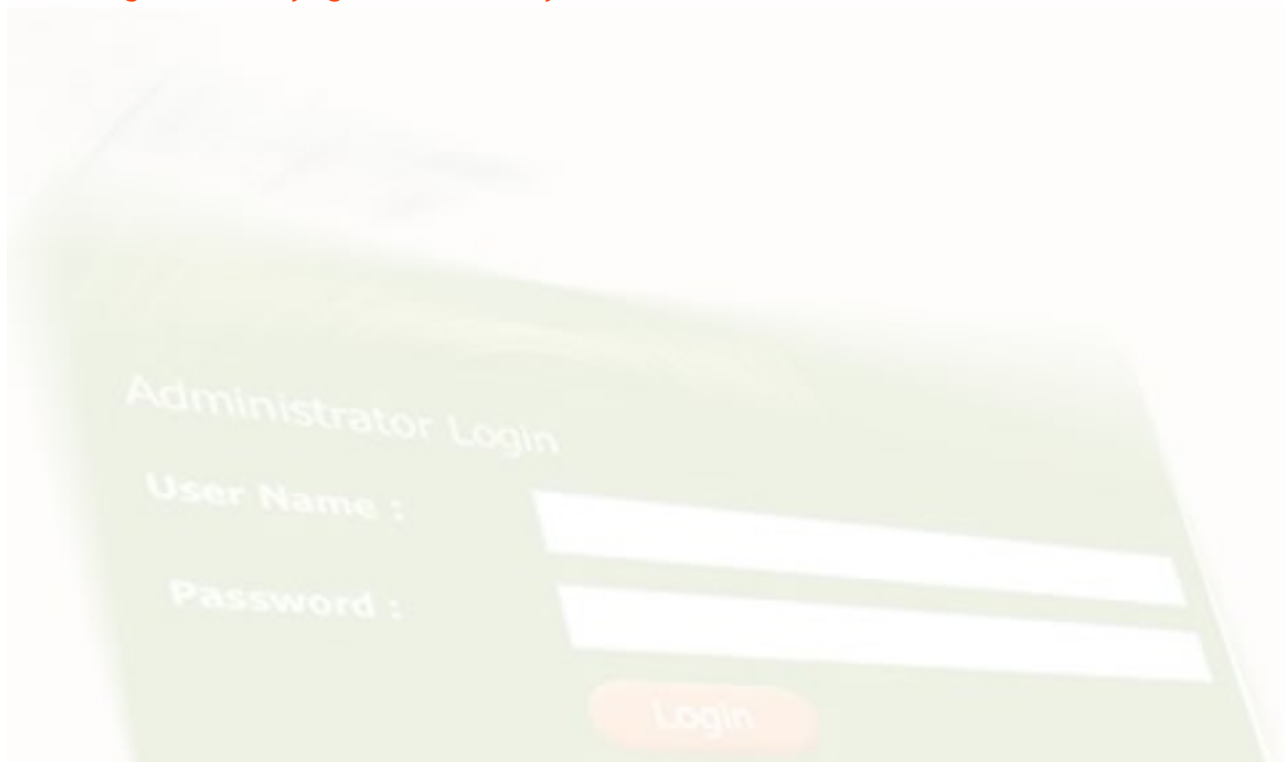
Admin menu :: Currencies



Default currency:

Code	Name	Currency format
USD	US dollar	\$ %s

Figure 2: Modifying default currency



Defining a new currency

The list of currencies is available under the 'Currencies' section of the 'Settings' menu in the Administrator Zone (Figure 3). Initially only the default currency is present. To add a new currency, provide the following details under the 'Add new currency' title:

- **Name:** name of a currency;
- **Code:** 3-letter code of a currency;
- **Pos.:** numeric value defining the position of the currency in the list of additional currencies defined; the smaller the value, the closer it is to the top of the list;
- **Currency format:** the format for currency representation (E.g.: '%s USD' or '\$ %s');
- **Exchange rate:** exchange rate of a currency to the default currency of the store;
- **Countries of circulation:** select the countries where the currency is circulated. To define more than one country, <CTRL>-click on country names.

Click on the 'Add new' button to save the currency.

Admin menu :: Currencies

Default currency:

Code	Name	Currency format
USD	US dollar	\$ %s

Additional currencies:

Active	Name	Code	Pos.	Countries of circulation	
<input checked="" type="checkbox"/>	Euro	EUR	10	<div style="background-color: #336699; color: white; padding: 2px;"> Austria Belgium Finland France Germany </div>	<input type="checkbox"/>
		Currency format	Exchange rate		
		€euro; %s	0.8700		

Figure 3: Defining a new currency

The currency will now be available under the 'Additional currencies' title. To activate the newly defined currency, find it in the list of additional currencies, place a checkmark in the 'Active' field corresponding to this currency and click on the **Update** button (Figure 4). To deactivate a currency, remove the checkmark in the 'Active' field and click on the **Update** button.

Admin menu :: Currencies

Default currency:

Code	Name	Currency format
USD	US dollar	\$ %s

Additional currencies:

Active	Name	Code	Pos.	Countries of circulation	
<input checked="" type="checkbox"/>	Euro	EUR	10	<div style="border: 1px solid #ccc; padding: 2px;"> Austria Belgium Finland France Germany </div>	<input type="checkbox"/>
Currency format		Exchange rate			
		€ %s	0.8700		
<input checked="" type="checkbox"/>	Russian ruble	RUR	20	<div style="border: 1px solid #ccc; padding: 2px;"> Russian Federation Afghanistan Albania Algeria American Samoa </div>	<input type="checkbox"/>
Currency format		Exchange rate			
		%s rub.	28.5000		

Figure 4: Activating newly defined currencies

Modifying additional currencies

In the 'Currencies' section of the 'Settings' menu in the Administrator Zone you can review and modify the list of additional currencies your store is using. Change the values in the corresponding fields and click on the **Update** button to save the changes (Figure 4). The changes will be instantly reflected at the Customer front-end.

Deleting an additional currency

In order to delete an additional currency, place a checkmark in a box to the right from the currency data and click on the 'Delete' button (Figure 5).

Admin menu :: Currencies

Default currency:

Code	Name	Currency format
USD	US dollar	\$ %s

Additional currencies:

Active	Name	Code	Pos.	Countries of circulation	
<input checked="" type="checkbox"/>	Euro	EUR	10	Austria Belgium Finland France Germany	<input checked="" type="checkbox"/>
Currency format		Exchange rate			
€ %s		0.8700			

Figure 5: Deleting an additional currency

Administrator Login

User Name :

Password :

Login

Managing your store with multicurrency capabilities

When your store has additional currencies defined, all active currencies are displayed in the sections of the Administrator Zone (Figure 6) making it easier for the store administrator to manage orders placed in different currencies.

Order calculations are always carried out using the default currency and then translated into other currencies.

Admin menu :: Search orders :: Order details

Order # 65

Order id	#65
Order date	Jul 26, 2005 12:11

Products Ordered

SKU	
Product	Designing Web Usability
Quantity	1
Item price	\$ 27.50 (€ 22.00)
Total	\$ 27.50 (€ 22.00)

Payment method COD

Delivery	International shipping
Subtotal	\$ 27.50 (€ 22.00)
Shipping cost	\$ 0.00 (€ 0.00)
Tax	\$ 0.00 (€ 0.00)
Total	\$ 22.50 (€ 18.00)

▶ **Print invoice**

Status:

Notes:

Figure 6: Multiple currencies displayed in an order details page

Customer zone

This section demonstrates how **MultiCurrency** add-on module modifies the look of the Customer Zone.

Depending on the settings of the module, category and product pages display either all currencies defined at the store, or the customer's national currency combined with the default currency.

In the above example (Figure 6), a customer from Austria will see product pages, catalog pages and his shopping cart as displayed in Figure 7 while a customer from the USA or a country outside of Euro Zone and Russian Federation will only see one currency as displayed in Figure 8.

If we do not limit the list of currencies to only national and default currencies, all available currencies will be displayed (Figure 9).

Shopping cart

The items in your shopping cart are listed below. To remove any item click "Delete Item". To place your order, please click "CHECKOUT".



Micro Stereo JVC

Allows distance recording. Compatible with all DVCs & VHS-Cs with a microphone jack (separate shot adaptor necessary for attachment, CU-V418)

Weight: 1 lbs

Price: \$ 180.50 (€ 144.40) x = \$ 180.50 (€ 144.40)

[Delete item](#)

Delivery:

Subtotal: \$ 180.50 (€ 144.40)

Shipping: \$ 10.00 (€ 8.00)

Tax: \$ 0.00 (€ 0.00)

Order total: \$ 190.50 (€ 152.40)

[Clear cart](#)

[Update](#)

[CHECKOUT](#)

Figure 7: Shopping cart as seen by a customer from Austria

Shopping cart

The items in your shopping cart are listed below. To remove any item click "Delete Item". To place your order, please click "CHECKOUT".



Micro Stereo JVC

Allows distance recording. Compatible with all DVCs & VHS-Cs with a microphone jack (separate shot adaptor necessary for attachment, CU-V418)

Weight: 1 lbs

Price: \$ 180.50 x = \$ 180.50

[Delete item](#)

Delivery:

Subtotal: \$ 180.50

Shipping: \$ 10.00

Tax: \$ 0.00

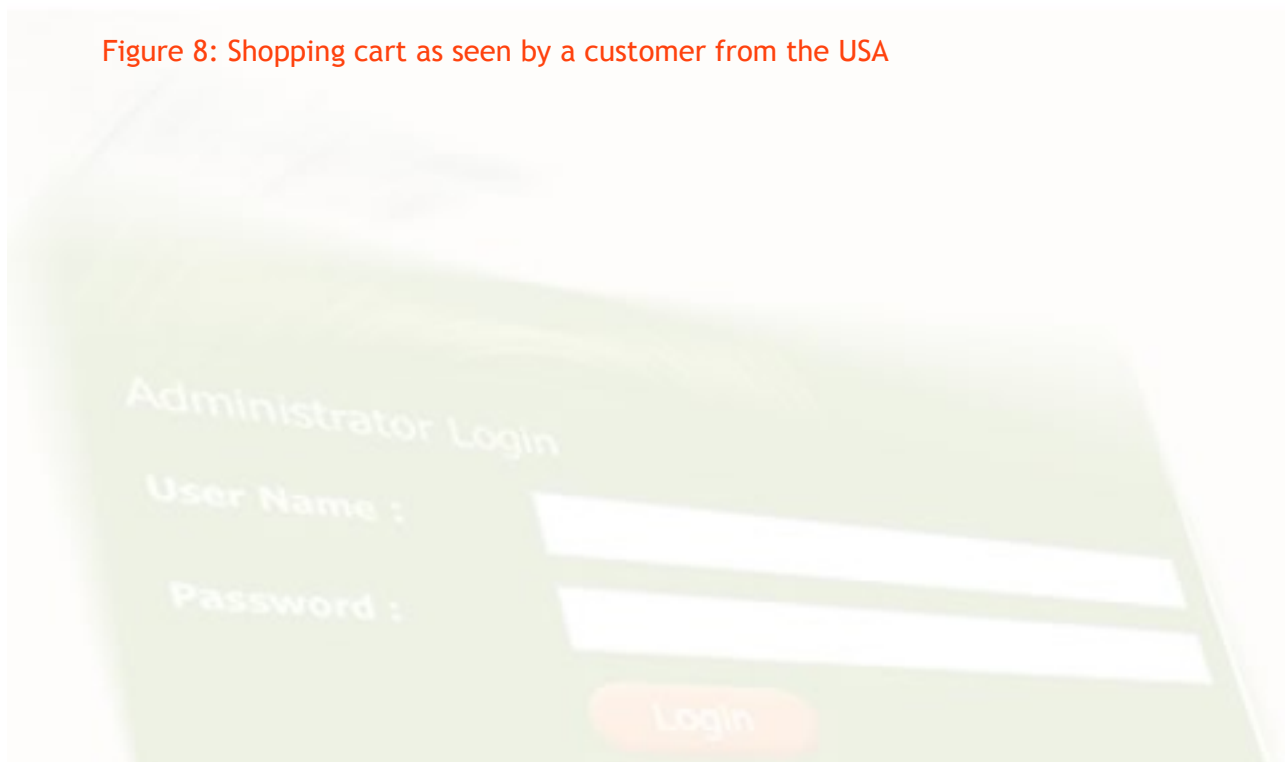
Order total: \$ 190.50

[Clear cart](#)

[Update](#)

[CHECKOUT](#)

Figure 8: Shopping cart as seen by a customer from the USA



Shopping cart

The items in your shopping cart are listed below. To remove any item click "Delete Item". To place your order, please click "CHECKOUT".



Micro Stereo JVC

Allows distance recording. Compatible with all DVCs & VHS-Cs with a microphone jack (separate shot adaptor necessary for attachment, CU-V418)

Weight: 1 lbs

Price: \$ 180.50 (€ 144.40, 5,144.25 rub.) x = \$ 180.50 (€ 144.40, 5,144.25 rub.)

[Delete item](#)

Delivery:

Subtotal: \$ 180.50 (€ 144.40, 5,144.25 rub.)

Shipping: \$ 10.00 (€ 8.00, 285.00 rub.)

Tax: \$ 0.00 (€ 0.00, 0.00 rub.)

Order total: \$ 190.50 (€ 152.40, 5,429.25 rub.)

[Clear cart](#)

[Update](#)

[CHECKOUT](#)

Figure 9: Shopping cart displaying a complete list of currencies defined

